

Simple Guide for Umrah & Hajj

Written By

Maulana Mohammad Asad
E-Mail: Maulana_Asad@Hotmail.com

Published By

Idara Taleemul Islam Walsall

FOREWORD.....	4
INTRODUCTION.....	5
THREE TYPES OF HAJJ.....	6
Hajj-e-Ifraad.....	6
Hajj-e-Qiraan.....	6
Hajj-e-Tammatu.....	6
UMRAH.....	7
IHRAAM.....	7
What is Ihraam?.....	7
Do's & Don'ts of Ihraam.....	7
HOW TO PERFORM HAJJ-E-TAMMATU.....	8
ENTERING INTO IHRAAM.....	8
ARRIVING IN JEDDAH.....	8
HARAM SHAREEF.....	9
HAJJ.....	10
8th Zil Hijjah (Yawm At-Tarwiyah).....	10
9th of Zil Hijjah (Yawm Al-Arafah) in Arafah.....	11
10th of Zil Hijjah in Mina.....	12
11th of Zil Hijjah in Mina.....	12
12th of Zil Hijjah in Mina.....	12
13th of Zil Hijjah if you stayed in Mina.....	12
Tawaaf Widaa.....	13
FARAI'DH & WAJIBAAT OF HAJJ.....	14
3 Farai'dh.....	14
6 Wajibaat.....	14
ZIYAARAHS IN MAKKAH.....	15
VISITING MADINAH MUNAWWARAH.....	16
INSIDE MASJID NABWI (S.A.W.).....	17
PILLARS.....	18
OTHER PLACES OF ZIYAARAH.....	19
Seating of Ashaab-e-Suffaa.....	19
Baab Jibrael.....	19
Baabus Salaam.....	19
Baab Baqee.....	19
Hujra Aiysha.....	19
Hujra Fatimah.....	19
Mehrab Sulamani.....	19
Azaan Platform.....	19
Riyadul Jannah.....	19
Baqee Al-Gharqad.....	19
Martyrs of Uhud.....	21
HISTORIC MASAAJID.....	22
1 - Masjid Quba.....	22
2 - Masjid Jumah.....	22
3 - Masjid Qiblatain.....	22
4 - Masjid Fath (Conquest).....	22
5 - Masjid Al-Musalla (Praying place).....	22
6 - Masjid Al-Shajarah (Tree).....	22
7 - Masjid Al-Fadhikh.....	22
8 - Masjid Suqya.....	23
9 - Masjid Banu Sa'dah.....	23
HISTORIC WELLS.....	24
1 - Arees or Khatam (Ring) Well.....	24
2 - Al-Ghurs Well.....	24
3 - Al-Suqya Well.....	24

4 - Al-Rumah or Uthman Well.....	24
5 - Budhaah Well.....	24
6 - Ha Well	24
7 - Bussah Well	24
8 - Al-Yasira Well	24
HEALTH & SAFETY	25
Physical fitness:.....	25
Drinking Water:.....	25
Back Care:	25
Diabetics:.....	25
Eye care:	25
High Blood Pressure:.....	25
Itchy conditions of the skin:	25
Diarrhoea and vomiting:.....	26
Scuffing of the inner thigh:	26
Marble Floors:	26
RULES OF UMRAH & HAJJ	30
HAJJ AT A GLANCE.....	31
HOTELS IN MAKKAH	32
HOTELS IN MADINAH	33
HAJJ TERMINAL مدينة الحجاج.....	34



FOREWORD

حامداً ومُصلياً ومُسلماً

The invitation to visit the house of Allah was first given by Almighty Allah Himself through the great Prophet Ibrahim (Alayhis Salaam). A person performing Hajj is a guest of Almighty Allah, which is why the Hajji will see the phrase (Welcome to the guests of Ar_Rahman) written and mentioned in many places during hajj. The masa'il of Hajj, are the etiquettes for the invitees and guests of Allah, and it is of the utmost importance that they learn and practice this code of conduct. Similarly there are ways to conduct oneself in Madinah Munawwarah. Pilgrims are requested to send salutations on the Prophet (S.A.W.) abundantly.

The masa'il and way of performing Hajj and Umrah are indeed the most important preparation before embarking on this great spiritual journey and also to get oneself into a frame of mind and be disciplined so that it is easy to make *sabr* (patience) when the need arises and it is easy to perform Salaah with jamaah and stay in the Masjid for lengthy periods and engross oneself in *amaal, tawaaf, da'wah, dhikr, duas* etc. Therefore Hujaji are urged to attend gatherings and lectures locally and learn from local Ulama.

This booklet has been prepared by Maulana Asad Sb., which includes; in a very simplified way, the basic masa'il and etiquettes of performing Hajj and Umrah and in doing so be rewarded with Hajj-ul-mabroor Insha-Allah. May Allah with his infinite mercy accept this work and make it a means of his pleasure in this world and the hereafter. *Aameen*

(Maulana) Yusuf Abdullah Darwan, Dewsbury.



INTRODUCTION

حامداً ومُصلياً ومُسلماً

Hajj is generally a once in a lifetime journey that we undertake after many hard years of continuously saving money and after facing numerous challenging and demanding factors in life. In reality, it is a congregation in which only invitees can participate and the inviter is non other than Almighty Allah Himself. We should consider ourselves as the honoured guests of Almighty Allah. Therefore, it is very important for us to learn and understand the etiquettes, laws and regulations of this pilgrimage before we set out, in order for our Hajj to be complete in every aspect.

We need to rectify our intentions and make sure that our sole purpose is to bring a dramatic change in our life by repenting over the past and by becoming an obedient servant of Allah for the remaining part of our life in this world. We should refrain from indulging in such activities which will ruin our Hajj and waste our precious time throughout the trip. The way we are highly rewarded for practicing good deeds in these sacred places, in a similar manner we can be heavily prosecuted by Allah for committing a sin.

This book was prepared for every individual, to assist them in this much esteemed journey. Every effort has been made to be concise and precise so that all the readers can understand it easily. I hope that it will prove to be very beneficial. You are requested to remember this humble servant and all those who assisted in making this publication possible, in your supplications at these sacred places. May Almighty Allah accept this humble effort and make it a means of His pleasure, *Aameen*.

(Maulana) Mohammad Asad, Walsall.

THREE TYPES OF HAJJ

Hajj-e-Ifraad

Ifraad means to 'do single'. In Shariah Hajj-e-Ifraad is to make intention for only Hajj before passing miqaat and entering into Ihraam with this intention as well. Umrah should not be performed at all in the months of Hajj. A person performing this type of Hajj is known as a Mufrid.

Hajj-e-Qiraan

Qiraan means to join two things together. Here it means to join Umrah with Hajj by entering into Ihraam with the intention of performing Umrah and Hajj. A person performing this type of Hajj is known as a Qaarin. After performing Umrah, the individual will have to remain in Ihraam until Hajj is complete.

Hajj-e-Tammatu

Tammatu means 'to profit'. Before passing miqaat, intention is only made for Umrah without including Hajj. After arriving in Makkah and performing the rites of Umrah the hair is trimmed or shaved and the Ihraam of Umrah finishes. Without going back to the homeland, on the 8th of Zil Hijjah enter into Ihraam with the intention of Hajj only and complete the rites of Hajj. This is known as Hajj-e-Tammatu. A person performing this type of Hajj is known as a Mutammat'e.

Hajj-e-Tammatu is the most common and widely practiced type of Hajj amongst the Hujjaj who go from abroad, therefore this Hajj has been explained step by step in the following pages. It will also save unnecessary confusion to those who are performing Hajj for the first time. All Hujjaj are requested to consult their local Scholars and Mufti's and participate in any local Hajj gatherings to ensure they have practical lessons as well as this booklet as a guideline.

UMRAH

Umrah literally means to make intention of visiting a habitable place. In Shariah it means 'to pass the *miqaat in Ihraam, to do Tawaaf of Baitullah, to perform Sa'ee of Safaa and Marwah and to shave or trim the hair.*

It becomes Sunnat-e-Mu'akada for whoever finds provisions to reach Makkah to perform Umrah once in a life time and it is Mustahab to perform Umrah more than once. During the five days of Hajj it is forbidden to perform Umrah.

IHRAAM

What is Ihraam?

Literally Ihraam in Arabic means to declare something unlawful upon yourself. In Shariah it means making lawful things unlawful upon yourself after you enter into Ihraam. For example, cutting the hair or the nails, using Itar or wearing sewn clothes and covering the head for males. A person in Ihraam is called a *Muhrim*.

Ihraam is a state in which a person enters into after wearing two sheets of cloth, making intention and reciting Talbiyah. It is not the two sheets themselves, as it is commonly misunderstood. Women should wear their regular clothes and observe normal *Pardah* (veil) without any cloth touching their faces.

Do's & Don'ts of Ihraam

- It is not permissible to cut any hair or to comb the hair in such a manner that the hair falls out. Nor should any nails be cut.
- Both males and females cannot cover their faces or part of their faces in a way which cloth will touch their faces. Additionally, males cannot cover their heads whereas females should.
- A menstruating woman should enter into Ihraam without praying the 2 rakaats, but she must make intention and recite Talbiyah. She must follow all the rites of Hajj but she cannot enter the Haram and she should delay her Tawaaf Ziyaarah which is Fardh, until she is clean.
- The bone sticking out on the top of the feet should not be covered by the slippers for the males.
- It is not permissible to wipe the face with any cloth especially the perfumed towels which are distributed in the airplanes. However it is permissible to use the hands to wipe the face.
- All the body can be dried with a towel with the exception of the head and face for the males and the face only for the females.
- It is not permissible to use Itar, any perfumed soap, shampoo or mehndi.
- It is makrooh (undesirable) to tie knots or use safety pins in the sheets, but it is permissible to use them in order to hide the satar (private parts).
- A wet dream does not invalidate the Ihraam. The impurity should be washed away and a ghusl (shower) should be taken. That is why it is recommended to take spare sheets of Ihraam with you.
- It is permissible to wrap a blanket or shawl minding that it does not cover the head or face but the feet can be covered.
- Undoing or changing the sheets, taking a shower, wearing a watch or glasses or wearing a belt to put money in, does not invalidate the Ihraam.
- Talking about any sexual desires with ones wife or kissing or touching with sexual intent etc. is not permissible.
- Fighting, backbiting, swearing or arguing are all forbidden acts.

HOW TO PERFORM HAJJ-E-TAMMATU

PERFORM UMRAH

ENTERING INTO IHRAAM

1. Clip the nails and remove the under-arm and pubic hair.
2. Make ghusl (shower). If this is not possible then, do wudhu and make intention that this ghusl or wudhu is to enter into Ihraam.
3. Put on the two sheets of cloth.
4. Use Itar (Sunnah) without leaving any visible signs of its existence on the sheets of Ihraam.
5. If it is not makrooh time then perform two rakaats of Ihraam (Sunnah), with the head and shoulders covered.

Recite in the 1st rakaat: *قُلْ يَا أَيُّهَا الْكَافِرُونَ الْخ* and in 2nd rakaat: *قُلْ هُوَ اللَّهُ أَحَدُ الْخ*

6. Males should remove their head cover and not cover the head until free from Ihraam. (Advisable to wear the sheets at the airport and make intention as soon as you take off on your last connecting flight bound for Jeddah, lest there is any delay or cancellation of flights etc. Most captains on Muslim airlines make an announcement before entering miqaat).
7. Make the following intention for Umrah only and not Hajj;

اَللّٰهُمَّ اِنِّيْ اُرِيْدُ الْعُمْرَةَ فَيَسِّرْهَا لِيْ وَتَقَبَّلْهَا مِنِّيْ .

*Oh Allah, I make intention for Umrah.
Therefore make it easy for me and accept it*

8. Recite the following Talbiyah three times, audibly for males and in a low voice for females. Recite Durood Shareef and make Dua.

*لَبَّيْكَ اَللّٰهُمَّ لَبَّيْكَ . لَبَّيْكَ لَا شَرِيْكَ لَكَ لَبَّيْكَ .
اِنَّ الْحَمْدَ وَالنِّعْمَةَ لَكَ وَالْمُلْكُ لَا شَرِيْكَ لَكَ .*

I am present. Oh Allah I am present. You have no partner, I am present. Indeed all praise and bounty is for You and the entire universe. You have no partner.

9. Remember that from now onwards you are in the state of Ihraam and all restrictions of Ihraam apply.

ARRIVING IN JEDDAH

1. Proceed to Makkah.
2. Upon reaching the boundary of Makkah recite the following Dua;

اللَّهُمَّ إِنَّ هَذَا حَرَمُكَ وَحَرَمُ رَسُولِكَ . فَحَرِّمْ لِحْمِي
 مِنْ عَذَابِكَ يَوْمَ تُبْعَثُ عِبَادِكَ . وَاجْعَلْنِي مِنْ
 أَوْلِيَاءِكَ وَأَهْلِ طَاعَتِكَ وَثَبُّ عَلَيَّ . إِنَّكَ أَنْتَ
 الثَّوَابُ الرَّحِيمُ .

Oh Allah! This is Your Haram and the Haram of Your Prophet (Sallallaahu Álayhi Wasallam). So, make my flesh, blood and bones haraam upon the fire. Oh Allah, save me from Your punishment on the day that You make Your servants rise and make me from amongst the pious and obedient and draw Your attention (of forgiveness) towards me. Indeed You are the most Forgiving, most Merciful.

3. Arrange to put belongings at a safe place, hotel, etc.
4. Take a rest if required and fix a time for Umrah.
5. If you take a shower then remember not to use scented soap.
6. Remember the location of your hotel. Everyone should take a card with the address and telephone number of the hotel that they are staying in and have some money with them, especially the women. It is possible to get separated from one another whilst performing Umrah and lose the way back to your hotel, particularly those who are visiting for the first time.

HARAM SHAREEF

1. Enter Haram Shareef, preferably from Babus Salaam with wudhu making intention of I'tikaaf, and recite the following Dua upon sighting the Ka'bah;

اللَّهُمَّ أَنْتَ السَّلَامُ وَمِنْكَ السَّلَامُ فَحَيِّنَا رَبَّنَا بِالسَّلَامِ .
 اللَّهُمَّ زِدْ هَذَا الْبَيْتَ تَشْرِيقًا وَتَعْظِيمًا وَتَكْرِيمًا وَمَهَابَةً وَزِدْ مَنْ شَرَفَهُ، وَكَرَّمَهُ، مِمَّنْ حَجَّهَ، أَوْ اعْتَمَرَهُ،
 تَشْرِيقًا وَتَعْظِيمًا وَتَكْرِيمًا وَبِرًّا .

*Oh Allah, You are the (giver of) security and it is only from You that security is obtained.
 Oh our Lord keep us alive with security (well-being).*

Oh Allah, increase the virtue, grandeur, eminence and awe of this House and that person who respects and honours this House, from amongst them those who perform Hajj and Umrah of it, increase their virtue, grandeur, eminence and prosperity.

It is narrated in Hadeeth that Dua is accepted whilst looking at the Ka'bah therefore Dua should be made abundantly. Make Dua to pass away from this world with Imaan, beg for forgiveness of sins and entry into Jannah.

2. Stop reciting Talbiyah and make the following intention for Tawaaf of Umrah whilst standing in line, facing Hajrul Aswad;

اللَّهُمَّ إِنِّي أُرِيدُ طَوَافَ بَيْتِكَ الْحَرَامِ سَبْعَةَ أَشْوَاطٍ
 اللَّهُ تَعَالَى فَيَسِّرْهُ لِي وَتَقَبَّلْهُ مِنِّي .

Oh Allah, I make intention to perform seven rounds of Tawaaf of Your Baitul-Haraam. make it easy ,(Sincerely) for Allah. Therefore for me and accept it from me.

3. Recite: بِسْمِ اللَّهِ أَكْبَرُ وَرَبِّهِ الْحَمْدُ and raise the hands and let them fall, in the way that Takbeer Tahrima is done in Salaah. This is done only at the beginning of the first round of a Tawaaf and not in every round. Thereafter, do Istilaam, by raising the hands with the palms facing the approximate height of Hajrul Aswad. Recite:

اللَّهُ أَكْبَرُ لَا إِلَهَ إِلَّا اللَّهُ وَالصَّلَاةُ وَالسَّلَامُ عَلَيَّ رَسُولِ اللَّهِ

and kiss your hands. (Due to the vast crowds this is how you will do Istilaam from a distance or else, you would kiss Hajrul Aswad itself). Remember that to kiss Hajrul Aswad is Sunnah but to give anyone any trouble in doing so, is Haraam.

4. Proceed with the Tawaaf and do Istilaam in every round. Perform Ramal in the first 3 rounds and Idhtibah in all the seven rounds. Shoulders should be kept covered during all Salaahs and not kept naked apart from Idhtibah.
5. After Tawaaf cover both shoulders and perform two rakaats Wajib of Tawaaf preferably at Maqaame-Ibraahim. (Due to overcrowding, do not fight to pray there but pray elsewhere in Haram).
6. If possible make Dua at Multazam and then proceed to drink Zam Zam standing up. (If Zam Zam is drank at home or outside of Haram then it can be drank whilst standing or sitting). The Dua for drinking Zam Zam is as follows;

اللَّهُمَّ إِنِّي أَسْأَلُكَ عِلْمًا نَافِعًا وَرِزْقًا وَاسِعًا وَعَمَلًا صَالِحًا وَشِفَاءً مِنْ كُلِّ دَاءٍ .

Oh Allah, I ask You for benefiting knowledge, generous provisions, good deeds and cure from every illness.

7. Before going for Sa'ee make (the ninth) Istilaam of the Hajrul Aswad.
8. Proceed to Safaa and make the following intention for Sa'ee of Umrah;

اللَّهُمَّ إِنِّي أُرِيدُ السَّعْيَ بَيْنَ الصَّفَا وَالْمَرْوَةِ سَبْعَةَ أَشْوَاطٍ لِلَّهِ تَعَالَى فَيَسِّرْهُ لِي وَتَقَبَّلْهُ مِنِّي

Oh Allah, I make intention to perform seven rounds of Sa'ee, between Safaa and Marwah. (Sincerely) for Allah. Therefore make it easy for me and accept it from me.

9. Stand on the crop of the mount from where Ka'bah is visible and lift your hands (as is done in Dua) and make dua for all your needs and the entire Ummah. Do not do Istilaam, as it is commonly done at these points.
10. Safaa to Marwah is one round and back to Marwah from Safaa is two rounds. Continue seven rounds in this manner making Dua at Safaa and Marwah. Males should jog between the green lights and not the women.
- 11 Perform two rakaats Nafil of Sa'ee anywhere in Haram Shareef if possible.
12. Shave or cut the hair within the boundaries of Haram. Females will trim approximately one inch from the end of their hair plaits.

You have now completed Umrah and you are out of Ihraam. Normal clothes can be worn and Nafil Tawaaf should be performed abundantly.

HAJJ

8th Zil Hijjah (Yawm At-Tarwiyah)

Before Fajr Salaah

1. Make ghusl, pray two rakaats (Sunnah) and wear the sheets of Ihraam.
2. Recite Talbiyah after making the following intention of Hajj only;

اللَّهُمَّ إِنِّي أُرِيدُ الْحَجَّ فَيَسِّرْهُ لِي وَتَقَبَّلْهُ مِنِّي .

Oh Allah, I make intention for Hajj. So, make it easy for me and accept it from me.

3. If you have intention of performing Sa'ee of Hajj then perform a Nafil Tawaaf before Sa'ee, followed by the two rakaats Wajib of Tawaaf with Ramal and Idhtibah. Sa'ee for Hajj (Wajib) is permissible before Hajj but it is preferable to perform this Sa'ee of Hajj after Tawaaf Ziyaarah for a Mutammat'e.
4. Leave for Mina after sunrise. (But nowadays due to the vast number of Hujjaj, the Muallims start to

locate everyone to their tents in Mina starting from late after Esha with coaches carrying on arriving in Mina throughout the entire night).

5. Fajr. (If you arrive early in Mina).
6. Zuhr.
7. Asar.
8. Maghrib.
9. Esha.

9th of Zil Hijjah (Yawm Al-Arafah) in Arafah

1. Fajr. (Pray in Mina).
2. Leave Mina for Arafat after sunrise.
3. Pray Zuhr and Asar on their prescribed times in the tents. Zuhr and Asar will only be prayed together at Masjid Namira. It is recommended to stay in the tents rather than wasting this precious time by getting lost in the sea of tents and trying to find your way back. Remain engaged in Dua until departure.

Tasbeeh of Arafah;

Jabir (*Radhiallaahu Ánhu*) narrates that the Prophet (*Sallallaahu Álayhi Wasallam*) said, "Any Muslim who sits facing Qibla and recites the following after zawal on the day of Arafah, Allah will say to the Angels, "Oh My Angels! What is the reward for such a person who has glorified and praised Me, honoured and revered Me, exalted and esteemed Me and sent salutations upon the Prophet (*Sallallaahu Álayhi Wasallam*)? Oh Angels! Bear witness that I have forgiven him and accepted his intercession and if he was to intercede on behalf of the people in Arafah I would have accepted his intercession." (Dur-e-Manthoor)

لَا إِلَهَ إِلَّا اللَّهُ وَحْدَهُ، لَا شَرِيكَ لَهُ، لَهُ الْمُلْكُ وَلَهُ
الْحَمْدُ وَهُوَ عَلَى كُلِّ شَيْءٍ قَدِيرٌ
قُلْ هُوَ اللَّهُ أَحَدٌ. اللَّهُ الصَّمَدُ. لَمْ يَلِدْ وَلَمْ يُولَدْ.
وَلَمْ يَكُنْ لَهُ، كُفُوًا أَحَدٌ.
اللَّهُمَّ صَلِّ عَلَى مُحَمَّدٍ وَعَلَى آلِ مُحَمَّدٍ كَمَا صَلَّيْتَ
عَلَى

إِبْرَاهِيمَ وَعَلَى آلِ إِبْرَاهِيمَ إِنَّكَ حَمِيدٌ مَجِيدٌ وَعَلَيْنَا
مَعَهُمْ (100 times each).

The Hadeeth in Hizbul Azam has the addition of these tasbeehs;

سُبْحَانَ اللَّهِ وَالْحَمْدُ لِلَّهِ وَلَا إِلَهَ إِلَّا اللَّهُ وَاللَّهُ أَكْبَرُ.
أَسْتَغْفِرُ اللَّهَ رَبِّي مِنْ كُلِّ ذَنْبٍ وَأَتُوبُ إِلَيْهِ.
(100 times each)

Note: (Please remember the compiler and those who assisted to make this publication possible, in your pious Duas on this day).

4. Cannot leave Arafah before sunset.
5. Leave for Muzdalifah after sunset without praying Maghrib.

Muzdalifah

6. Pray Maghrib and Esha at Esha time with one adhaan and one takbeer. Pray both of the fardh Salaah first then the remaining of Maghrib then Esha.
7. Collect 49 or 70 pebbles at Muzdalifah and a few extra incase some miss the target or fall out. Wash them (incase it is dry mud) and keep them safe.
8. Stay overnight in Muzdalifah (Sunnah until Subh Sadiq) and make Dua etc.
9. Pray Fajr and leave for Mina after making wuqoof which is Wajib after Subh Sadiq until sunrise.

Note down the time of Fajr in Makkah before leaving Makkah and pray your Fajr in Muzdalifah a few minutes later and do not get misled by people hastily praying before time.

10th of Zil Hijjah in Mina

1. Rami (Wajib) of the Big Shaytaan. Masnoon time is from sunrise till zawal. It is permissible after zawal until Maghrib and makrooh after Maghrib, but not makrooh for the elderly, sick and women. Recite following Dua when pelting;

بِسْمِ اللَّهِ اللَّهُ أَكْبَرُ رَعْمًا لِلشَّيْطَانِ وَرَضِي لِلرَّحْمَنِ

I begin with the name of Allah. Allah is the Greatest. (I pelt this pebble) humiliating the Shaytaan and pleasing the most Merciful (Allah).

2. Stop recital of Talbiyah after pelting the first pebble.
3. Qurbani of Hajj (Wajib).
4. Shave or trim the hair (Sunnah in Mina). The head must be shaved even if there is no hair on the head.
5. Now you are free from the restrictions of Ihraam and can dress into normal sewn clothes and the head can be covered but sexual relations between the husband and wife are not permissible until after Tawaaf Ziyaarah.
6. All Salaahs on time.
7. Leave for Makkah.

Makkah

8. Tawaaf of Ziyaarah (Fardh) with Ramal if followed by Sa'ee (if this Sa'ee was not performed on the 8th). Do Idhtibah as well if you are still in Ihraam.
9. Menstruating women should delay Tawaaf Ziyaarah until clean.
10. Put on normal clothes if not dressed yet.
11. Return to Mina.

Mina

12. Sunnah to spend the night in Mina. Perform all Salaahs on time. No other rite.

11th of Zil Hijjah in Mina

1. Rami of all three Shayateen after zawal - sequence small to big.
2. Sunnah until Maghrib and makrooh until Subh Sadiq but not makrooh for the women, elderly and the sick.
3. Mustahab to make Dua after pelting the small and middle Shaytaan.
4. All Salaahs on time.

12th of Zil Hijjah in Mina

1. Rami of all three Shayateen after zawal - sequence small to big.
2. Sunnah until Maghrib and makrooh until Subh Sadiq but not makrooh for the women, elderly and the sick.
3. Mustahab to make Dua after pelting the small and middle Shaytaan.
4. You may leave for Makkah before sunset or else it is makrooh to leave after sunset, but not makrooh for the elderly, sick and women. If one stays in Mina until Subh Sadiq then the Rami of the 13th Zil Hijjah is Wajib.

HAJJ COMPLETED

13th of Zil Hijjah if you stayed in Mina

1. Rami makrooh after Ishraq and Sunnah from zawal until Maghrib.
2. Rami of all three Shayateen, same order.

3. Mustahab to make Dua after pelting the small and middle Shaytaan.
4. Leave for Makkah.

Tawaaf Widaa - Perform this Tawaaf (Wajib) before departing Makkah. It is sometimes misunderstood that one cannot re-enter the Haram after doing Tawaaf Widaa. This is incorrect. A person can go into Haram and pray Salaah or even do more Tawaafs if time permits him, after he has done Tawaaf Widaa.



FARAI'DH & WAJIBAAT OF HAJJ

3 Farai'dh

Each Fardh should be practiced in order and at its appropriate time and place. If any Fardh is left out then it will make the Hajj invalid. There is no penalty, which one can pay to make up for the loss. The Farai'dh are as follows;

1. **Ihram for Hajj** - To make intention for Hajj from the heart and to say Talbiyah.
2. **Staying at Arafah** - To stay in Arafah for any period of time from the Zawal of the 9th Zil Hijjah up to the Subh Sadiq of the 10th Zil Hijjah.
3. **Tawaaf Ziyaarah** - Tawaaf which is done after shaving or trimming the hair from the Subh Sadiq of the 10th Zil Hijjah up to the sunset of the 12th Zil Hijjah.

6 Wajibaat

If a Wajib is left out whether intentionally or accidentally, a penalty can be paid which will make the Hajj valid but only repentance will wash away the sin of missing out the Wajib act.

1. Wuqoof at Muzdalifah (after Subh Sadiq).
2. Sa'ee between Safaa and Marwah.
3. Rami Jimaar (Pelting Shaytaan).
4. Qurbani (Dam-e-Shukr) for a person performing Qiraan & Tammatu.
5. Shaving or trimming the hair of the head.
6. Tawaaf Widaa.

ZIYAARAHS IN MAKKAH

1. **Birth Place:** Where Nabi (*Sallallaahu Álayhi Wasallam*) was born. Today a library stands in its place.
2. **Jannatul Ma'laa:** The historic and famous graveyard of Makkah.
3. **Masjid Ra'yaa:** Where the flag was erected on the day of Conquest of Makkah.
4. **Masjid Jinn:** Nabi (*Sallallaahu Álayhi Wasallam*) took oath of allegiance from the Jinnat at this place before the Masjid was built.
5. **Jabal Noor:** Nabi (*Sallallaahu Álayhi Wasallam*) used to stay alone in the cave at this mount and this is where the first verses of the Qur'an were revealed.
6. **Jabal Thowr:** The mount in which Nabi (*Sallallaahu Álayhi Wasallam*) and Abu Bakr (*Radhiallaahu Ánhu*) took shelter in, to hide from their enemies on the way to Madinah during the esteemed journey of Hijra.

VISITING MADINAH MUNAWWARAH

The visit to Madinah Munawwarah is not obligatory, nor is it a part of the Hajj. However, the visit to Madinah Munawwarah is very desirable. The person who can afford this visit should not deprive himself of the tremendous rewards.

Anas (*Radhiallaahu Ánhu*) reports that Nabi (*Sallallaahu Álayhi Wasallam*) said: "Whosoever performs forty Salaah in my Masjid (in succession), not missing (even) one Salaah, (then) he is guaranteed freedom from the Fire (of Jahannam), redemption from punishment and he becomes immune to hypocrisy." (Majma'uz-Zawaaid)

1. Enter Madinah Munawwarah with great humbleness.
2. Place your luggage in the hotel or a safe place.
3. Make ghusl or at least do wudhu and use a miswaak.
4. Wear clean preferably white clothes and use Itar.
5. Enter preferably through Baab-e-Jibrael reciting the dua.
6. Make intention for I'tikaaf (Mustahab). Pray two Rakaats of Tahayatul Masjid in Riyadul Jannah if it is not makrooh time.
7. Whilst facing the graves with your back towards Qibla, send Durood and Salaam upon the Prophet (*Sallallaahu Álayhi Wasallam*) and request for intercession on the Day of Judgement, then move to the right and send Salaam only, upon Abu Bakr (*Radhiallaahu Ánhu*) and then move to the right again and send Salaam only, upon Umar (*Radhiallaahu Ánhu*), then make dua facing Qibla raising the hands.

Send the following Durood and Salaam on the Prophet (*Sallallaahu Álayhi Wasallam*).

الصَّلَاةُ وَالسَّلَامُ عَلَيْكَ يَا رَسُولَ اللَّهِ
الصَّلَاةُ وَالسَّلَامُ عَلَيْكَ يَا نَبِيَّ اللَّهِ
الصَّلَاةُ وَالسَّلَامُ عَلَيْكَ يَا سَيِّدَ الْأَنْبِيَاءِ
وَالْمُرْسَلِينَ وَرَحْمَةَ اللَّهِ وَبَرَكَاتِهِ،

Send the following Salaam on Abu Bakr (*Radhiallaahu Ánhu*).

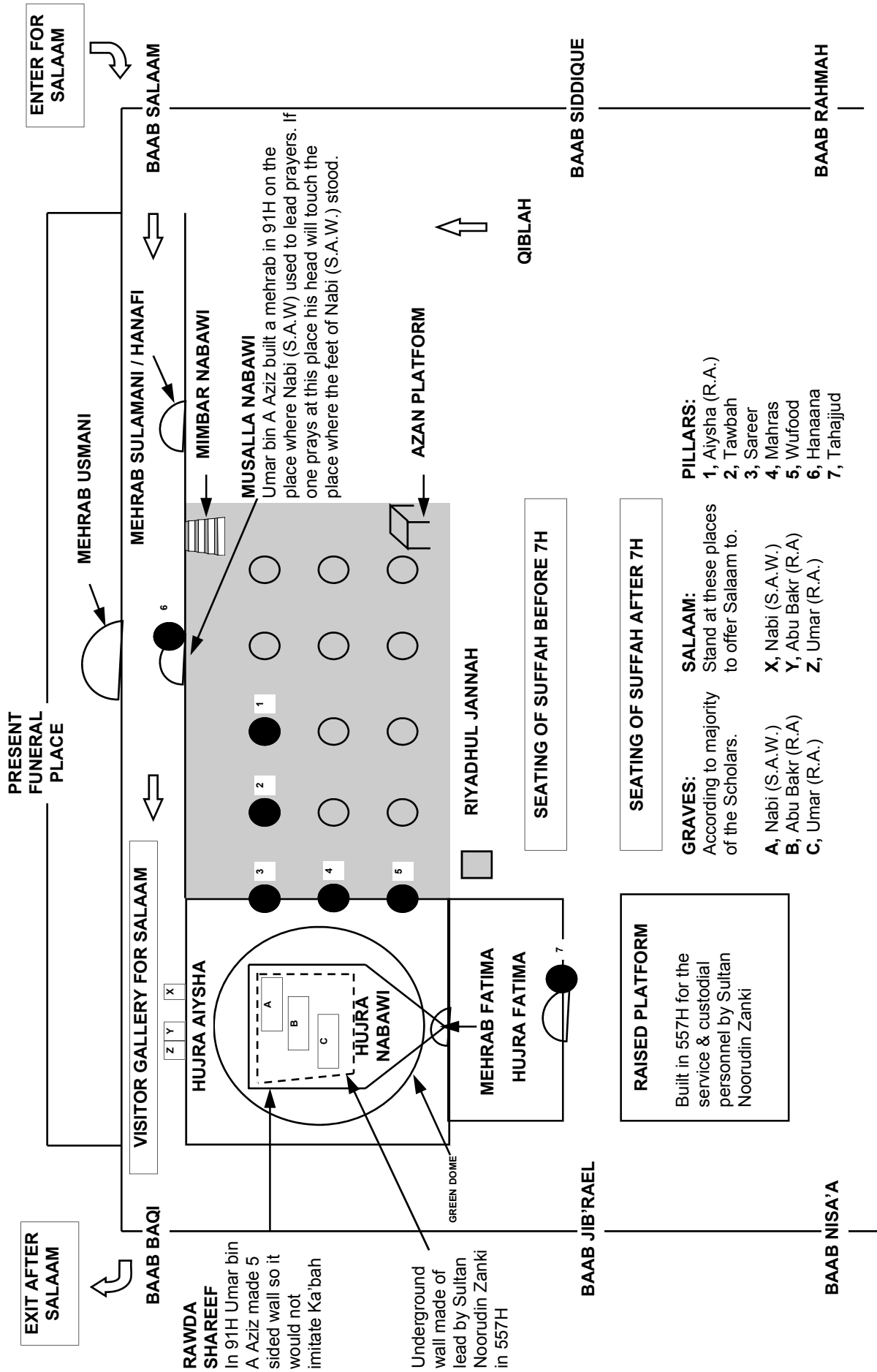
السَّلَامُ عَلَيْكَ يَا سَيِّدَنَا أَبَا بَكْرَ بْنَ الصِّدِّيقِ
السَّلَامُ عَلَيْكَ يَا خَلِيفَةَ رَسُولِ اللَّهِ
السَّلَامُ عَلَيْكَ يَا صَاحِبَ رَسُولِ اللَّهِ
فِي الْغَارِ وَرَحْمَةَ اللَّهِ وَبَرَكَاتِهِ،

Send the following Salaam on Umar (*Radhiallaahu Ánhu*).

السَّلَامُ عَلَيْكَ يَا عُمَرَ بْنَ الْخَطَّابِ
السَّلَامُ عَلَيْكَ يَا أَمِيرَ الْمُؤْمِنِينَ
السَّلَامُ عَلَيْكَ يَا أَبَا الْفُقَرَاءِ وَالضَّعْفَاءِ
وَالْأَرَامِ وَالْأَيْتَامِ وَرَحْمَةَ اللَّهِ وَبَرَكَاتِهِ،

Note: (If you remember then please humbly convey Durood and Salaam on behalf of the compiler and all those who assisted).

INSIDE MASJID NABWI (S.A.W.)



COURTYARD

*MAP NOT TO SCALE

PILLARS

1. **Pillar Aiysha** - Sayida Aiysha (R.A.) quoted the Prophet (S.A.W.) as saying “In my Masjid there is a place which if people were aware of its significance, would crowd at it to the extent that they would have to draw lots to find a place for prayer.” (Mu’jamul-Awsat, Tabrani)
2. **Pillar Tawbah** (Repentance) - Abu Lubabah (R.A.) tied himself to the pillar until his repentance was accepted.
3. **Pillar Sareer** (Bed) - Prophet (S.A.W.) had a bed made of palm leaves, which he used to sleep on sometimes near this pillar.
4. **Pillar Mahras** (Guard) - Ali Ibn Abu Talib (R.A.) used to say his prayers close to it and sit and guard Our Prophet (S.A.W.).
5. **Pillar Wufood** (Delegation) - Our Prophet (S.A.W.) received tribal delegations whilst sitting here.
6. **Pillar Hanaana** - Prophet (S.A.W.) used to lean against an old tree trunk during the sermon before a pulpit was made.
7. **Pillar Tahajjud** - Prophet (S.A.W.) used to have a straw mat which He would use late at night to pray tahajjud on it, at this place.

OTHER PLACES OF ZIYAARAH

Seating of Ashaab-e-Suffaa - Approximately 70 Sahaba who had sacrificed their lives for the tableegh (preaching) of Islam used to remain seated here most of the time learning Islam.

Baab Jibrael - After the battle of Khandaq (Trench) Jibrael (A.S.) appeared on horseback and gave Prophet (*Sallallaahu Álayhi Wasallam*) the message to attack Banu Quraizah.

Baabus Salaam - The door where visitors enter to offer their Salaam.

Baab Baqee - The door close to Jannatul Baqee.

Hujra Aiysha - Living quarters of Sayida Aiysha (R.A.) where the Prophet (*Sallallaahu Álayhi Wasallam*) lived, passed away and is buried.

Hujra Fatimah - Living quarters of Sayida Fatimah (R.A.).

Mehrab Sulamani - In 938 Hijri (1531AD) King Sulaimaan Uthmani made the mehrab from marble. It is also know as Mehrab Hanafi as the Imam representing the 'Hanafi School of Thought' used to lead Salaah from this place.

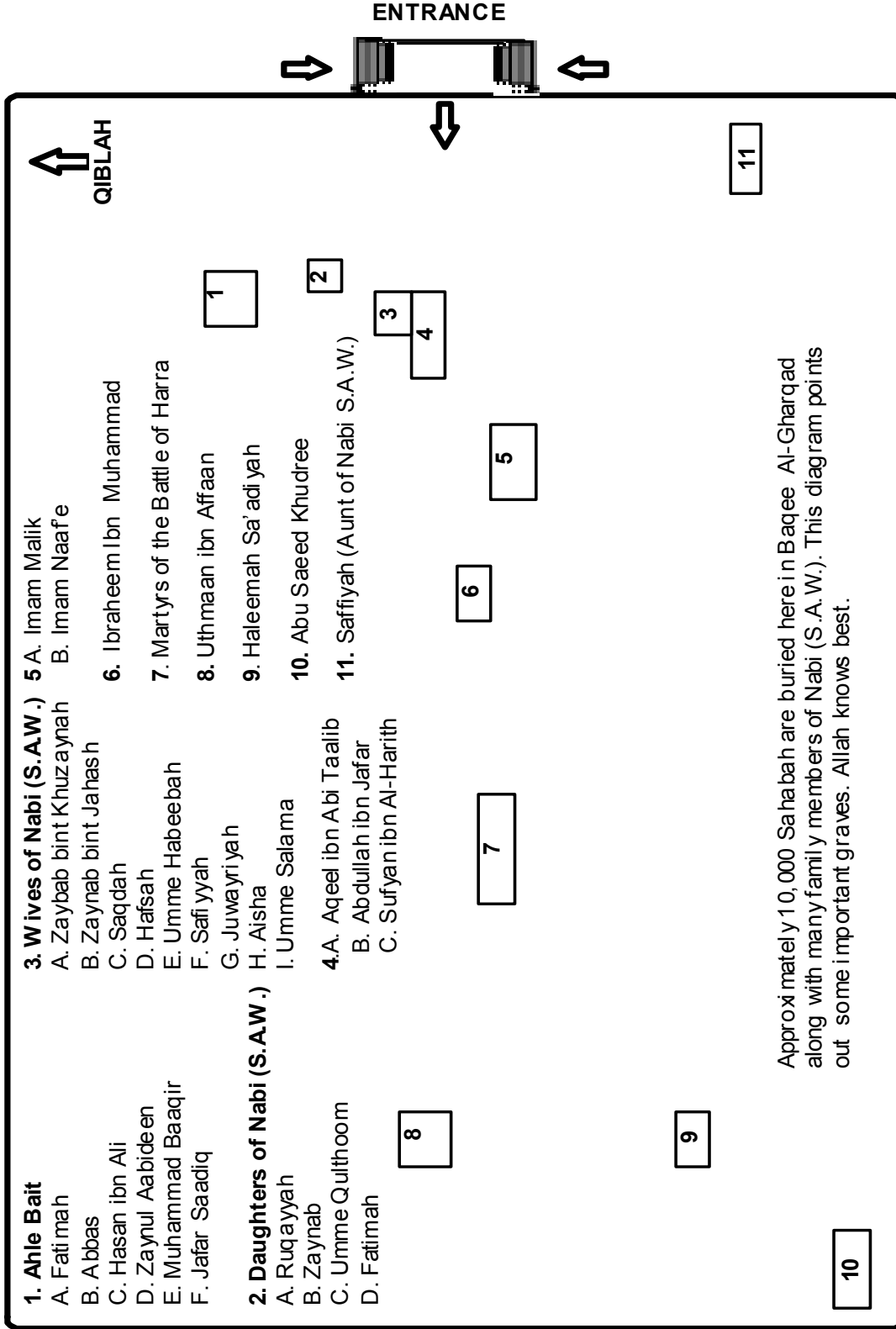
Azaan Platform - Made out of white marble this is the place from where Azaan is given today. It is possible that this is the place from where Bilal (R.A.) used to give Azaan on Jumah before khutbaa infront of Nabi (S.A.W.), as stated by Allamah Sakhaawi (R.A.).

Riyadul Jannah - Prophet (*Sallallaahu Álayhi Wasallam*) said "The place between my house and my mimbar (pulpit) is a garden from amongst the gardens of paradise." (Bukhari, Muslim)

Baqee Al-Gharqad - It is the graveyard where the deceased of Madinah are buried. It was originally an open space covered with bushy trees. The first person from amongst the Ansar who was buried here was As'aad Ibn Zarara Al-Ansari (R.A.), and from amongst the Muhajireen, it was Uthman Ibn Mazoun. There were no distinct graves showing the names of those buried, but Scholars and historians report that the wives, daughters and many family members of the Prophet (*Sallallaahu Álayhi Wasallam*) are buried here including approximately 10,000 Sahaba. Recite the following Salaam when visiting Jannatul Baqee, for all those who are buried here;

السَّلَامُ عَلَيْكُمْ يَا أَهْلَ الْبَقِيعِ . أَنْتُمْ السَّابِقُونَ
وَنَحْنُ إِنْ شَاءَ اللَّهُ بِكُمْ لِأَحْفُونَ . نَسْأَلُ اللَّهَ لَنَا
وَلَكُمْ الْعَافِيَةَ . يَغْفِرُ اللَّهُ لَنَا وَلَكُمْ وَيَرْحَمُ اللَّهُ
الْمُسْتَفْذِمِينَ مِنَّا وَالْمُسْتَأْخِرِينَ . اللَّهُمَّ اغْفِرْ لِأَهْلِ
بَقِيعِ الْعَرَقَدِ .

(May there be) Peace upon you Oh dwellers of Baqee! You are the forerunners and we, with the wish of Allah, will be joining you. We ask Allah for glad tidings for ourselves and for you. May Allah forgive us and you and may Allah have mercy upon the forerunners and the late comers from amongst us. Oh Allah! Forgive the dwellers of Baqee Al-



SITEN STREET

*MAP NOT TO SCALE

ABDUL AZIZ STREET

MASJID NABAWI

Martyrs of Uhud – Prophet (Sallallaahu Álayhi Wasallam) said about Mount Uhud that, “Uhud is a mountain which loves us and which we love”. (At-Targheeb) The battle of Uhud took place at the foot of this mount in which the Prophet (Sallallaahu Álayhi Wasallam) Himself was injured and approximately 70 Sahaba were martyred along with the beloved uncle of the Prophet (Sallallaahu Álayhi Wasallam), Sayidana Hamza (R.A.).

The martyrs are buried close to the foot of this mount where the battle took place. Recite the following Salaam when visiting the graveyard of Uhud;

السَّلَامُ عَلَيْكَ يَا سَيِّدَنَا حَمَزَةَ بْنَ عَبْدِ الْمُطَّلِبِ .
السَّلَامُ عَلَيْكَ يَا سَيِّدَ الشُّهَدَاءِ . السَّلَامُ عَلَيْكُمْ
يَا شُهَدَاءَ أُحُدٍ . السَّلَامُ عَلَيْكُمْ بِمَا صَبَرْتُمْ فَنِعْمَ
عُقْبَى الدَّارِ .

(May there be) Peace upon You Oh Sayidana Hamza Ibn Abdul Muttalib (R.A.)! (May there be) Peace upon You Oh leader of the Martyrs! (May there be) Peace upon (all of) you, the martyrs of Uhud. (May there be) Peace upon you (in exchange) of the patience (you endured). How blessed is the abode of the outcome (i.e. Jannah).

It is narrated from Ibn Umar (R.A.) that, “Any person who passes the martyrs of Uhud and sends Salaam upon them, then they (the martyrs) will carry on sending salaam upon this person until the day of Qiyamat.”

HISTORIC MASAAJID

1 - Masjid Quba

When Prophet Muhammad (*Sallallaahu Álayhi Wasallam*) arrived at the village of Quba in his blessed Hijra, he stayed for several days with Bani Amr Ibn Auf. During this time he built the Quba Masjid which is the first Masjid 'Whose foundation was laid down from the first day on piety'. (Surah Tawbah) He personally carried stones, rocks and sand with his companions for the construction work. Al-Bukhari (*Rahimahullah*) and An-Nasa'ee (*Rahimahullah*) the two reliable Hadeeth narrators mention that the Prophet (*Sallallaahu Álayhi Wasallam*) used to come to Masjid Quba every Saturday either riding or walking. Ibn Majah (*Rahimahullah*), quoted the Prophet (*Sallallaahu Álayhi Wasallam*) as saying, "A man (person) who makes his ablution at home and then comes to Masjid Quba for prayer, he will be entitled to recompense similar to that of an Umrah."

2 - Masjid Jumah

One day Prophet (*Sallallaahu Álayhi Wasallam*) was on his way from Quba village to Madinah when it was time for Friday prayers. He was close to the home of Bani Salim Ibn Auf. He prayed the Friday prayer at the bottom of Ranona Valley. A Masjid was built on this very spot and has since then been called Masjid Jumah.

3 - Masjid Qiblatain

The Prophet (*Sallallaahu Álayhi Wasallam*) used to pray in the direction of Masjid Al-Aqsa in Jerusalem, until divine orders were received. This is where the verses of the Qur'an were revealed to change the Qibla from Masjid Al-Aqsa to the Ka'bah in Makkah. That is how the Masjid acquired its present name, which means the Masjid of two Qibla's.

4 - Masjid Fath (Conquest)

Jabir Ibn Abdullah (R.A.) narrates that the Prophet (*Sallallaahu Álayhi Wasallam*) made supplications on this place three times, for Allah to defeat Al-Ahzab, on Monday, Tuesday and Wednesday. On the third day which was Wednesday, Allah responded to his supplications. This Masjid is also known as Al-Ahzab.

5 - Masjid Al-Musalla (Praying place)

The Prophet (*Sallallaahu Álayhi Wasallam*) used to perform Eid prayers in the open air at Al-Manakha and the surrounding areas. He used to perform Eid prayers at different locations in Al-Manakha area. He later built Al-Musalla Masjid and since then performed Eid prayers there. The Al-Musalla Masjid is also known as Al-Ghamamah (cloud) Masjid.

6 - Masjid Al-Shajarah (Tree)

The Shajarah or the tree after which this Masjid was named was an acacia tree at Dhul Hulaifa area under which the Prophet (*Sallallaahu Álayhi Wasallam*) had sat. He used to sit under this tree when he was going to Makkah for Hajj or Umrah. The Masjid is also called Masjid Dhul Hulaifa.

7 - Masjid Al-Fadhikh

Jabir Ibn Abdullah (R.A.) narrates that after the Prophet (*Sallallaahu Álayhi Wasallam*) surrounded Banu Nadheer. He set up his tent near this place and prayed for six nights. Abu Ayub Ansari (R.A.) and a number of companions of the Prophet (*Sallallaahu Álayhi Wasallam*) were drinking a brand of liquor called Al-Fadhikh and at that instance, the verses of the Qur'an prohibiting liquor were revealed. They spilt the liquor and let it flow onto the streets. Since then it has obtained its name. It is also known as

Masjid Shams (Sun) because it is built on a high place and it gets the sunrays before other nearby buildings.

8 - Masjid Suqya

Abu Hurairah (R.A.) said, "Prophet Muhammad (*Sallallaahu Álayhi Wasallam*) prayed at the site of this Masjid on his way to the battle of Badr and made supplications to Allah to bless the residents of Madinah and make the city as dear as Makkah in the hearts of Muslims.

9 - Masjid Banu Sa'dah

Ibn Shaybah (*Rahimahullah*) quotes Abbas Ibn Sahl (R.A.) as saying that the Prophet (*Sallallaahu Álayhi Wasallam*) had prayed at this place. It was near the home of Banu Sa'dah where an oath of allegiance was made by the Muslims to Abu Bakr (R.A.) after he was chosen the first Muslim Khaleefah after the Prophet (*Sallallaahu Álayhi Wasallam*) passed away. The old site of the Masjid is at Al-Sultaniya Triangular where a public library and a lecture room were built.

HISTORIC WELLS

1 - Arees or Khatam (Ring) Well

Prophet Muhammad (*Sallallaahu Álayhi Wasallam*) had a ring which later came to Abu Bakr (*Radhiallaahu Ánhu*) then to Umar (*Radhiallaahu Ánhu*) and finally to Uthman (*Radhiallaahu Ánhu*). One day Uthman (*Radhiallaahu Ánhu*) was sitting on the mouth of the well when the ring fell from his finger right into the bottom of the well. He searched for three days in vain but the ring was not found. From that time onwards, the well was known as the Khatam well.

2 - Al-Ghurs Well

Ibn Majah (*Rahimahullah*) quoted Ali Ibn Talib (*Radhiallaahu Ánhu*) as saying, "Prophet Muhammad (*Sallallaahu Álayhi Wasallam*) said "When I pass away, wash me with seven water skins from the Al-Ghurs well." He also said the Prophet (*Sallallaahu Álayhi Wasallam*) used to drink water from this well.

3 - Al-Suqya Well

Sayida Aiysha (*Radhiallaahu Ánha*) said that the Prophet (*Sallallaahu Álayhi Wasallam*) used to drink from this well.

4 - Al-Rumah or Uthman Well

This well was owned by a Jew who used to sell its water to the Muslims but Uthman (*Radhiallaahu Ánhu*) bought it from him for 20,000 Dirhams and made it public for all Muslims.

5 - Budhaah Well

Ibn Shaybah (*Rahimahullah*) quoted Sahl Ibn Sa'ad (R.A.) as saying that he took water in his hands from this well for the Prophet (*Sallallaahu Álayhi Wasallam*) to drink. He also said it was regarding the water of this well that the Prophet (*Sallallaahu Álayhi Wasallam*) made the ruling that 'water remains immaculate (purged) if it has not been changed by an outside factor.'

6 - Ha Well

Abu Talha Ibn Thabit (R.A.) was one of the richest of the Ansar in Madinah. He owned this well which was close to the Prophet's Masjid and the Prophet (*Sallallaahu Álayhi Wasallam*) himself used to drink water from this well.

7 - Bussah Well

Abu Saeed Al-Khudri (R.A.) said that the Prophet (*Sallallaahu Álayhi Wasallam*) had once asked him if he had water to wash. He said he gave the Prophet (*Sallallaahu Álayhi Wasallam*) a bucket of the well's water with which he used to wash his head.

8 - Al-Yasira Well

Prophet Muhammad (*Sallallaahu Álayhi Wasallam*) one day made his ablution (wudhu) with water from this well.

HEALTH & SAFETY

Physical fitness:

The more physically fit you are, the easier it would become to perform the many rituals associated with Hajj. The sooner exercise is started, the better. For those who can, jogging or brisk walking would be an excellent form of exercise. Tawaaf - approximately 2 to 3 kilometres depending on the crowd present. Sa'ee (Safaa – Marwah) - approximately 3.5 kilometres

Drinking Water:

Tap water is not safe to drink anywhere in Saudi Arabia. It is brackish water obtained from bore holes and brought to the hotels in tankers. Water is stored in huge tanks on the top of hotels. Drinking water has to be bought in the form of bottled water. However, Zam Zam is available freely in Makkah and in Madinah. Since this is an opportunity to drink as much Zam Zam water as possible, plastic containers easily obtainable can be filled with Zam Zam water and brought to the room. Ice is not added to the Zam Zam water but it is cooled.

Every group of Zam Zam water containers in the Haram has one container that does not have cooled water. Arabic writing on the container would indicate which container has Zam Zam water that is not cooled.

Back Care:

Most people travel with heavy suitcases when going overseas. Going to Makkah is no exception. Often, it will be found that most of the clothes taken will not be used. Travel light. If it were necessary to buy a new suitcase, then it would be better to spend a little more and buy suitcases with wheels. These can be pulled along without being carried.

Diabetics:

A proper diabetic diet is very important. Most people would have their food included in their accommodation package. The hotels provide food for many people who do not have special dietary requirements. Diabetics should make their own arrangements where possible, e.g. use brown bread which can be bought easily instead of the tempting white-flour rolls or bread that may be on offer, or the abundant white rice that may be prepared. Diabetics must take extra care of their feet. Treat scratches and even tiny cuts promptly until they heal. Apply extra moisturizer to keep the skin supple and elastic.

Eye care:

People who have an eye problem, e.g. glaucoma, must make sure that they take enough medication with them. Those people who need glasses should take a spare set of glasses with them. If your glasses break for some reason, it might not be possible to find another suitable pair. The white marble around the Haramain shines brilliantly in the sunshine and can be over-whelming. Sun glasses are essential for those who have sensitive eyes.

High Blood Pressure:

High blood pressure must be well controlled. Start at least three months before departure. Visit your Doctor regularly so that if a change in medication is necessary, it can be introduced and established before your departure.

Itchy conditions of the skin:

People who suffer from skin conditions which cause intense itching, e.g. eczema etc., are advised to visit their doctor to bring their condition under control to their best ability well before departure. Medications, both tablets and creams can be taken to stop the itching for the duration of the state of Ihraam. Whilst in a state of Ihraam, scratching of the hair is forbidden.

Diarrhoea and vomiting:

If one has diarrhoea, one must drink extra fluids, preferably oral re-hydrating fluids. Try not to take any medication to stop the diarrhoea unless one is having very frequent diarrhoea (more than 6 times in 12 hours is a reasonable guide). In this case, one may take further advice from any qualified doctors who are commonly approachable in majority of the places. Diarrhoea is a method by which the body is trying to get rid of the germs.

By stopping it, one may be helping the germs to stay in the body causing one to become more ill. Stomach cramps can occur. If an appetite is present, one may eat food, but take in carbohydrates, fruit and vegetables only. Food bought from outside stalls and fruit bought from side-street vendors carry the risk of infection. The fruit may also have insecticides or pesticides sprayed on them. Thorough washing of the fruit before eating must be done to minimize infection. Fruits that need to be peeled are safer e.g., oranges, mandarins, bananas etc. With diarrhoea and vomiting, drink extra fluids.

Scuffing of the inner thigh:

As men are not allowed to wear underwear whilst in Ihraam, scuffing of the skin on the inner side of the thigh can occur especially if the person is over-weight. The sweat and the rubbing of the thighs during walking can cause a very painful rash in this area. To prevent this condition, men are advised to use any non-perfumed moisturizer to the inner side of the thighs frequently throughout the state of Ihraam.

Marble Floors:

The Haramain in Makkah and Madinah have extensive marble floors inside and outside. When the smooth marble is wet, as after rain or after washing, it becomes very slippery. Walking on slippery floors must be done with extra care as slipping and falling hard onto the marble can cause some serious injury to the back, hips, elbows and wrists.



TIPS & HINTS

1. First and foremost, decide with which group you wish to travel. Investigate thoroughly and ask those Hujjaj who have travelled before in this group regarding the services provided. Once you have decided, then bear all hardships with patience and do not complain, backbite or slander the group leaders and spoil your Hajj and the Hajj of others.
2. If you are going to Makkah first, then make sure that you have your Ihraam in your hand luggage so that you can put it on at the airport or at your stopover. Do not mistakenly put it in your suitcase. You will only receive your suitcase once you have arrived at your hotel in Makkah.
3. Mark your suitcases clearly or tie bright pieces of cloth, because many suitcases can look alike and can become confusing when trying to recognise your suitcase whilst recovering from jetlag.
4. If you are carrying excessive money with you, then do not carry it all in one place. Split it up and place it in different places or give some to a trustworthy companion in case it gets lost from one place, you will still have some to survive your journey. Never put money in your suitcases because suitcases can get lost at the airports or can fall off from the roof racks of the buses.
5. When departing any place, make sure you check that your luggage has been loaded on to the transport. Especially when coming out from Jeddah airport, make sure you follow the trolley on which your luggage is loaded onto because you will not be able to carry your own suitcase. Instead, it will be put on a trolley and towed away to a meeting point.
6. Take some cooked/fried food with you. It will prove to be very energizing at the UK airport and especially during the long wait at Jeddah airport before departing for Umrah or Madinah.
7. Dried food such as biscuits etc will be very refreshing during the days of Hajj in Mina. Food can be purchased in Mina but taking your own such food is also beneficial and you can do Ikraam (hospitality) of your companions as well.
8. As soon as you reach your hotel, do not leave until you take the address card from the reception, or else you can get lost trying to find it after you come back from Haram.
9. Look after your slippers and do not use slippers lying outside the Haram. They are not wakaf. Keep your own slippers safe in a bag with you.
10. If you are taking mobile phones with you, then be considerate enough not to use musical tones which will ring at the most sacred places of Islam. Musical tones should be avoided in all other places as well.



CHECKLIST

Most of these things are available in the shops in Makkah and Madinah, but it will save you time from going around looking for them, when this valuable time can be spent in the Haram.

- Valid passport for six months, Meningitis certificate,
- Photocopies of passport, ticket and meningitis certificate.
- Extra passport photos to make an I.D. card in Makkah.
- Ihraam, including a spare one. It can get dirty or become impure.
- Money belt or pouch to keep your valuables with you.
- Slippers (which reveal the top bone) & a small bag to put them in.
- Inflatable pillow and a sleeping mat/warm shawl.
- Medicines for cough, cold, diarrhoea and pain etc.
- Toiletries (toilet paper, towel, toothbrush & paste, razors, nail clippers, scissors, plasters, disinfectant/antiseptic).
- Miswaak and Itar.
- Small bag to put pebbles in for Rami.
- Travel clock because you will be waking up at all sorts of hours.
- Eye patch and ear plugs for snoring roommates, but be careful not to miss the alarm/adhaan.
- A distinctive umbrella for sun in midday summer or rain in the winter and so you can stick out from the crowd. Most people have black, white or green.
- Pen and small notepad (for diary, directions & Ziyaarah).
- Small Qur'an and Hajj literature (including this booklet).
- Spare pair of glasses, strap for glasses (to prevent losing your glasses) and sunglasses if required.
- Small water flask (for emergency water for wudhu, or to carry Zam Zam water with you).
- Jacket/sweater/shawl. Early morning in Madinah can be cool in the winter. Shawl can be used at night in Muzdalifah if it is cold or windy.
- A Tawaaf tasbeeh to count the rounds in Tawaaf.
- A permanent marker to mark your Zam Zam drums and luggage.
- Small plastic container for Istinjaa at airports and services.



GLOSSARY

Hajj-e-Ifraad: Entering Ihraam with the intention of performing Hajj only.

Hajj-e-Qiraan: Entering Ihraam with the intention of performing Umrah and Hajj in the same Ihraam.

Hajj-e-Tammatu: Entering into Ihraam for Umrah only, then re-entering into Ihraam for Hajj on the 8th of Zil Hajj.

Hajrul Aswad: The black stone.

Idhtibah: To put the Ihram sheet under the right armpit and over the left shoulder leaving the right shoulder naked, only in the Tawaaf which has a Sa'ee after it. It should not be left naked during any Salaah.

Istilaam: Kissing the black stone.

Miqaat: The boundaries from which entering into Ihraam is Wajib.

Multazam: The place between Hajrul Aswad and door of Ka'bah.

Ramal: Walking defiantly, taking short steps and moving shoulders in the first 3 rounds of the Tawaaf. Not racing or sprinting.

Rami (Jamratul Aqabah): Pelting only the big Shaytaan on the 10th of Zil Hijjah with 7 stones.

Rami (Jimaar): Pelting all the 3 Shayateen with 7 stones each on the 11th 12th and the 13th of Zil Hijjah.

Sa'ee: Going from Safaa to Marwah and back, 7 times in a specified manner.

Talbiyah: (Reciting) Labbayk.

Tawaaf: Going around Baitullah 7 times is one Tawaaf.

Tawaaf Qudoom: It is Sunnah for a person coming for Ifraad or Qiraan to do Tawaaf on entering Masjid-e-Haram. Not for anyone doing Umrah or Tammatu.

Tawaaf Tahiyah: This is Mustahab and should be performed when entering Masjid Haram. It will be sufficient if any other Tawaaf is performed when entering Masjid Haram.

Tawaaf Umrah: This is part of Umrah and it is compulsory.

Tawaaf Widaa: Tawaaf that should be done before leaving Makkah.

Tawaaf Ziyaarah/Ifadah: This is compulsory and part of Hajj. Without it Hajj is not complete. This should be performed any time from the Subh Sadiq of 10th Zil Hijjah and until the 12th Zil Hijjah.

RULES OF UMRAH & HAJJ

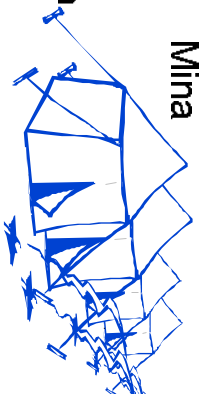
UMRAH			IFRAAD Hajj Only		
1	To enter into the state of Ihraam for Umrah	Fardh	1	Ihram	Fardh
2	Tawaaf with Ramal*	Fardh *Sunnah	2	Tawaaf Qudoom	Sunnah
3	Sa'ee	Wajib	3	Wuqoof at Arafat	Fardh
4	Shaving or trimming of the hair	Wajib	4	Wuqoof at Muzdalifah	Wajib
			5	Rami at Jamratul Aqabah	Wajib
			6	Qurbani	Mustahab
			7	Shaving or trimming of the hair	Wajib
			8	Tawaaf Ziyaarah	Fardh
			9	Sa'ee	Wajib
			10	Rami Jimaar	Wajib
			11	Tawaaf Widaa	Wajib

QIRAAN Hajj & Umrah in one Ihram			TAMMATU Umrah & Hajj in 2 Ihrams		
1	Ihram for Hajj and Umrah	Fardh	1	Ihram for Umrah	Fardh
2	Tawaaf for Umrah with Ramal*	Fardh	2	Tawaaf for Umrah with Ramal	Fardh
3	Sa'ee for Umrah	Wajib	3	Sa'ee for Umrah	Wajib
4	Tawaaf Qudoom	Sunnah	4	Shaving or trimming of the hair	Wajib
5	Sa'ee for Hajj	Wajib	5	To re-enter Ihram for Hajj on the 8th of Zil Hijjah	Fardh
6	Wuqoof at Arafat	Fardh	6	Wuqoof at Arafat	Fardh
7	Wuqoof at Muzdalifah	Wajib	7	Wuqoof at Muzdalifah	Wajib
8	Rami at Jamratul Aqabah	Wajib	8	Rami at Jamratul Aqabah	Wajib
9	Qurbani	Wajib	9	Qurbani	Wajib
10	Shaving or trimming of the hair	Wajib	10	Shaving or trimming of the hair	Wajib
11	Tawaaf Ziyaarah	Fardh	11	Tawaaf Ziyaarah	Fardh
12	Rami Jimaar	Wajib	12	Sa'ee for Hajj	Wajib
13	Tawaaf Widaa	Wajib	13	Rami Jimaar	Wajib
			14	Tawaaf Widaa	Wajib

HAJJ AT A GLANCE



Mina



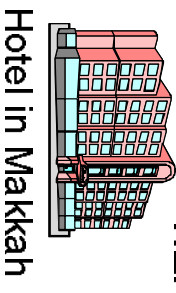
DAY ONE 8th Zil Hijjah
 May start Hajj after midnight.
 Leave the hotel in Makkah with necessities for tents in Mina.

It is permissible to make Sa'ee for Hajj prior to departing for Mina. A nafi Tawaaf must be done before the Sa'ee (in Ihram with Ramal & Ihtibah) and 2 rakats Wajib Salah.

It is preferable to make this Sa'ee on the 10th Zil Hijjah after Halaq and Tawaaf Ziyaarah.

Ziyaarah.



After Fajr salaah go to Mina (most people start to leave around midnight) - 4.8km in Ihram and perform Zuhr, Asar, Maghrib, Esha and Fajr in Mina. Recite Talbiyah, Zikr, Tilawah, and Istighfaar in abundance.



Hotel in Makkah

DAY TWO 9th Zil Hijjah

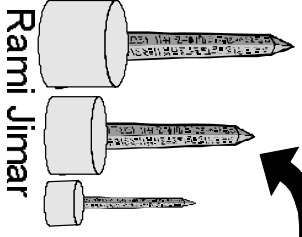
After sunrise, depart for Arafat - 9.6km. Stay there and recite Talbiyah, Zikr, Tilawah, and Istighfaar. Make dua until sunset. A few minutes after sunset proceed to Muzdalifah - 4.8km without performing Maghrib Salah.



Arafat

DAY FOUR 11th Zil Hijjah

Rami of all 3 Shayateen after Zawal. Make dua facing Qibla, only after Jamarah Uoola and Wusta (1st & 2nd Shaytan and not after the Big Shaytan), duration of 20 ayats. From small shaytan to Big Shaytan engage in zikr etc. Do Tawaaf Ziyaarah if not done until yet.



Rami Jimar

DAY FIVE 12th Zil Hijjah

Rami of all 3 Shayateen after Zawal.

Make dua facing Qibla, only after Jamarah Uoola and Wusta, duration of 20 ayats.

Can leave for Makkah before Maghrib but, if one did not leave Mina before Subh Saadiq of the following morning then Rami becomes Wajib and you must stay in Mina for the 13th and do Rami again of all 3 Shayateen. Allowed after Ishraq but Sunnah after Zawal.


This order is Wajib

1 Jamaratul Aqabah



* Shave the head and wear normal clothes but relationship upon you.
 * Make Damme-Shukr (Qurbani). Also make another Qurbani at home if it is Wajib upon you.

2 Qurbani



with wife not permissible until after Tawaaf Ziyaarah.

3 Halaq



* Do Tawaaf Ziyaarah with Ramal and Ihtibah, then Sa'ee, if Sa'ee was not done before leaving for Mina. Tawaaf Ziyaarah can be done until the 12th sunset.

DAY THREE

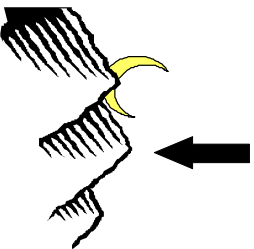
10th Zil Hijjah

Depart for Mina after making wuqoof after Fajr.

* Do Rami of Big Shaytan only after Ishraq. Talbiyah stops on pelting of the first pebble.

Night 9th Zil Hijjah

Spend this night in Muzdalifah. Perform Maghrib and Esha at Esha time with one adhaan and one takbeer. Then the Sunnats of Magrib and then Esha. Collect 49 or 70 pebbles (and some extra for spares).

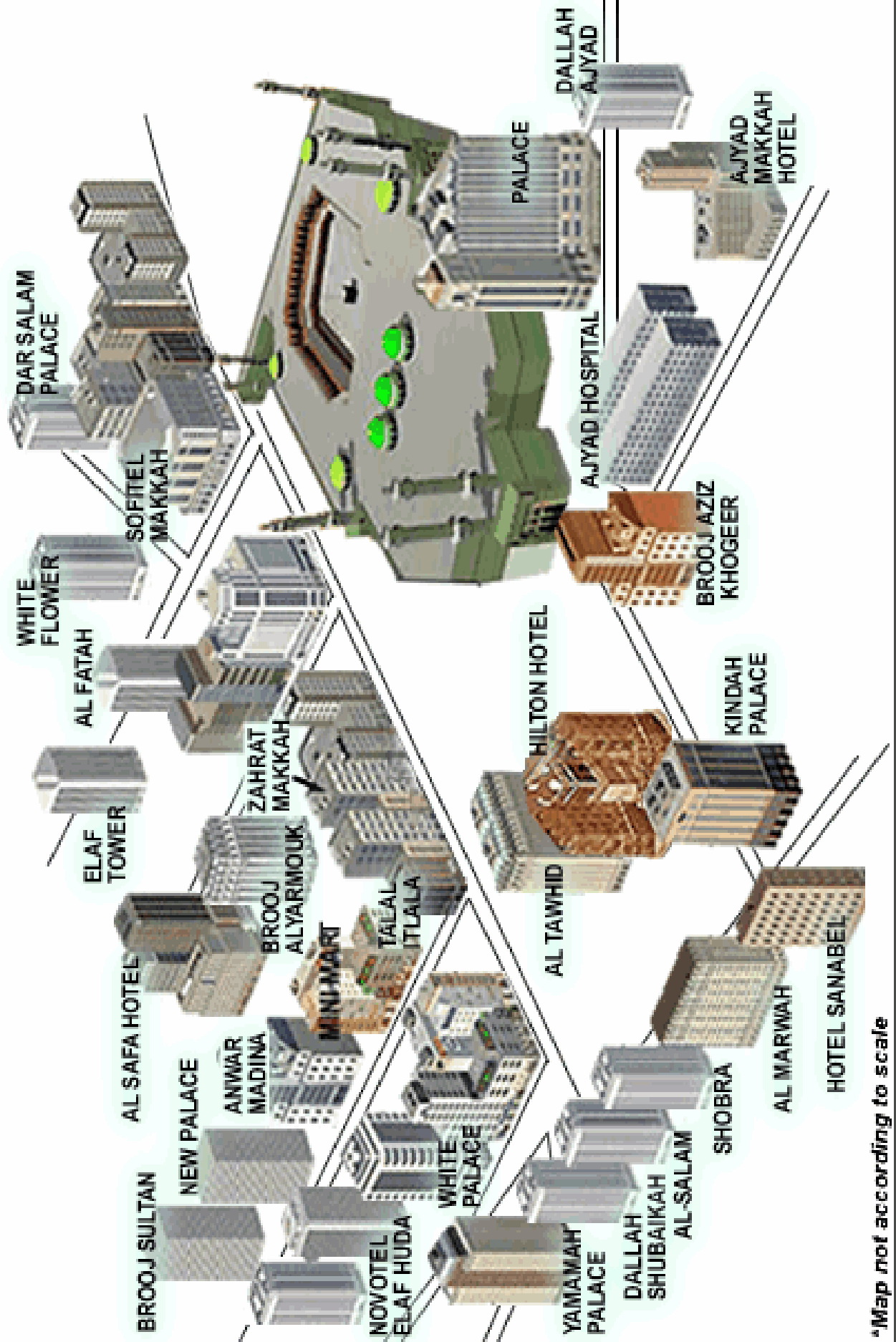


Muzdalifah

Tawaaf Ziyaarah

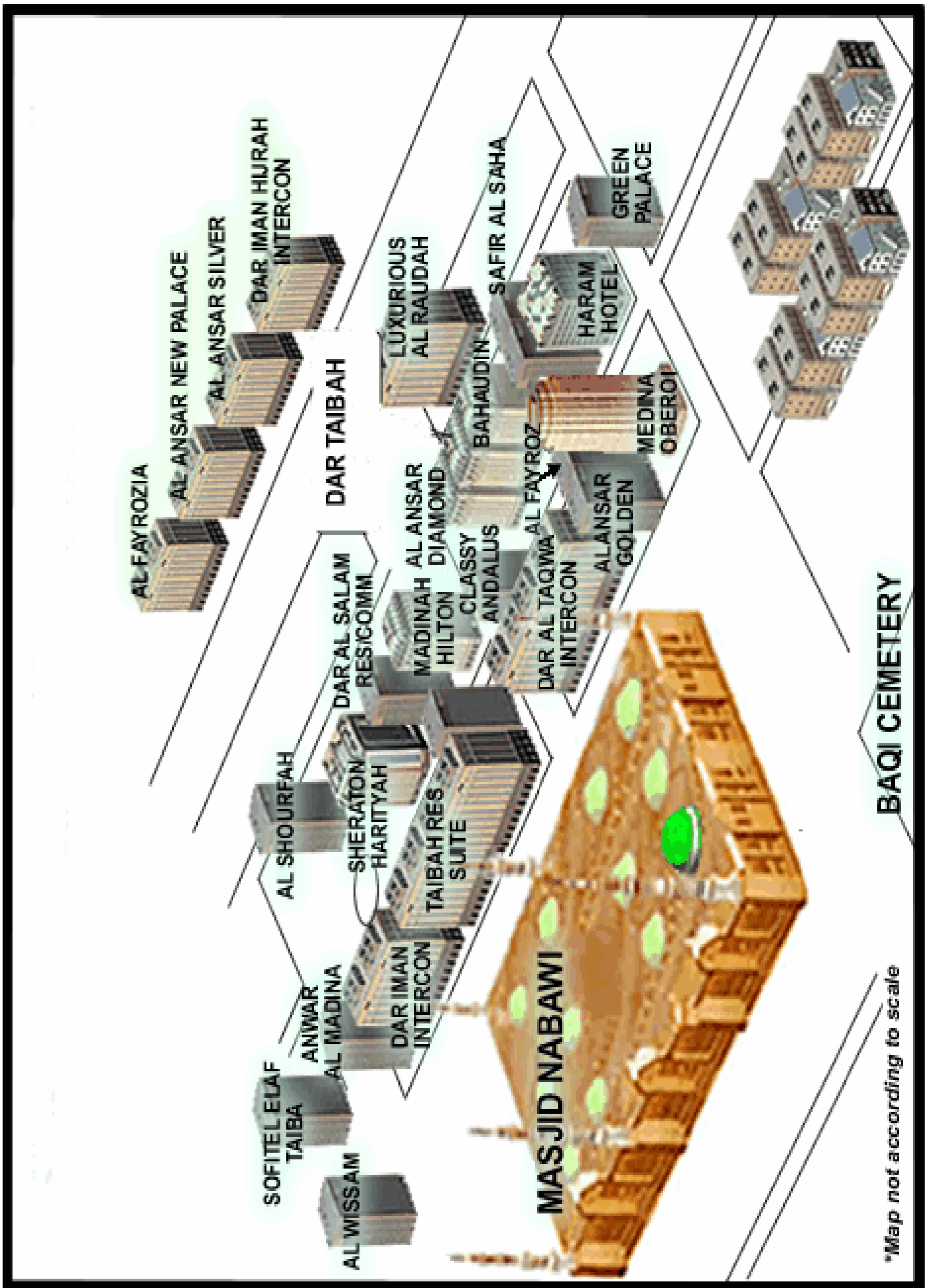


HOTELS IN MAKKAH



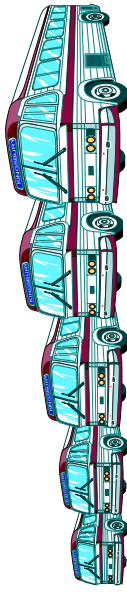
**Map not according to scale*

HOTELS IN MADINAH

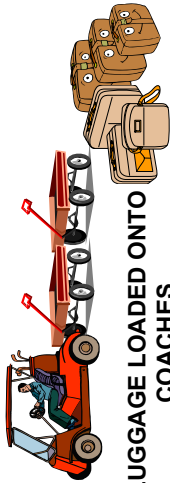
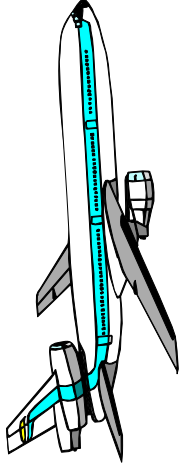


HAJJ TERMINAL مدينة الحجاج

COACHES FOR MAKKAH & MADINAH



Approximately 6 hours to Makkah & 20 hours to Madinah during Hajj.



LUGGAGE LOADED ONTO COACHES



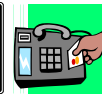
DISEMBARK PLANE & ENTER HAJJ TERMINAL




TOILETS



RESTAURANTS



TELEPHONES



MONEY EXCHANGE

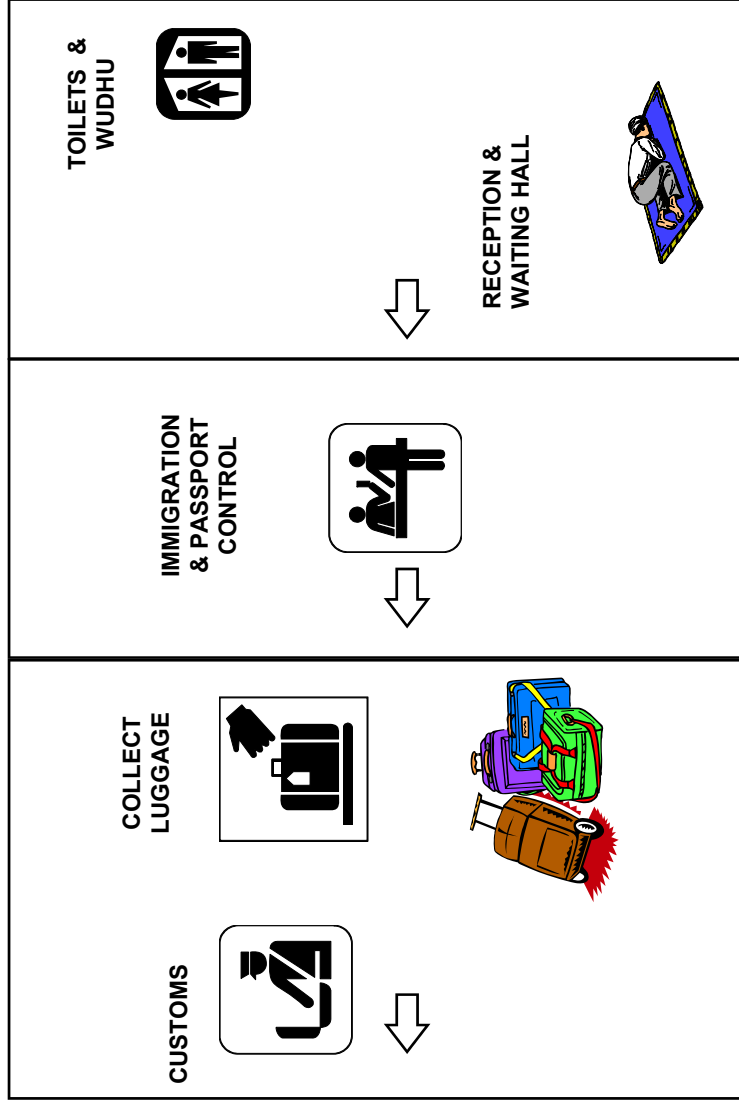



SHOPPING AREA



PRAYER AREA

GIVE IN HAJJ DRAFT



The Hajj Terminal houses, for a short time, the two million or more pilgrims each year. The capacity of the terminal at any one time is estimated at 50,000 for a period of up to 18 hours during arrival and 80,000 for periods of up to 36 hours during departure. Roofed by a fabric tension structure, the terminal provides toilets, shops, benches, telephones, restaurants and banking facilities for the pilgrims

*MAP NOT TO SCALE